





Mumbles toys are a world of soft plush fur, lovingly designed to be decorated and personalised for the gifting and promotional market. As well as traditional bears, the range includes Print Me's, Zippies and the NEW Squidgy's range, all suitable for direct decoration.

DECORATING TIPS: Page 3

NEW SQUIDGY'S: Page 5

PRINT ME'S: Page 6

ZIPPIES: Page 8

FESTIVE: Page 10

TRADITIONAL BEARS: Page 12

COMFORTERS & BLANKETS: Page 14

PRODUCT INFO: Page 16

PRODUCT GUIDE: Page 18

All Mumbles are tested and comply to EN71 Toy Safety regulations and present CE and UKCA markings on all labels, this means the toys undergo rigorous testing to ensure that the products are safe for the use of children and free from choking hazards.

The majority of our toys are suitable for all ages, refer to age listed on each product.

HOW TO DECORATE

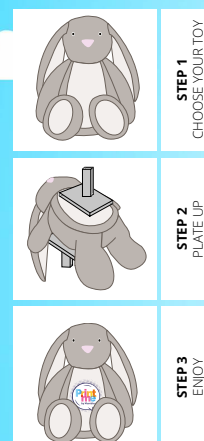
All styles are EN71 certified, CE certified, UKCA certified and suitable for +0 months.

See product page for specific style age suitability.

Due to the variety of decoration materials and applications available, when personalisation is added, it is recommended to use an EN71 tested application which should ensure that the age restriction remains the same.

Without re-testing they will be suitable for +36 months.

PRINT



STEP 1
CHOOSE YOUR TOY

1. SUBLIMATION PRINT



2. Once the design has been printed, tear the edges of the sublimation paper to avoid impressions being made on the fur.

3. Place design onto the toy and cover with a protection sheet to avoid the fur burning. In addition, place a piece of suitable fabric over the animal to avoid the pile flattening.

4. Heat the press to **185°C and press for 60 seconds**, if you are using additional fabric to protect the pile, press for 90 seconds as the fabric will absorb the heat.

5. Remove the protection sheet and peel off the sublimation paper to reveal the design.

1. DTF OR VINYL PRINTING



2. For best vinyl results, use a product with a thicker adhesive e.g a flock or glitter, this helps the glue reach the root of the fur.

3. Place design onto the toy and cover with a protection sheet to avoid the fur burning. In addition, place a piece of suitable fabric over the animal to avoid the pile flattening.

4. Heat the press to **185°C and press for 15 seconds**, if you are using additional fabric to protect the pile, press for 30 seconds as the fabric will absorb the heat.

5. Peel off the backing and return the protection sheet before re-pressing for a further **10 seconds** to seal the design.

EMBROIDER



STEP 1
CHOOSE YOUR TOY

STEP 2
UNZIP AND REMOVE THE STUFFING

STEP 3
FRAME UP

STEP 4
ADD BACKING, AQUAFILM AND CENTRE MARK

STEP 5
RETURN THE STUFFING

STEP 6
ENJOY

1. EMBROIDERY



2. Frame up the toy ensuring the fabric is pulled taught and no excess has been caught in the hoop or square.

3. Use a sheet of backing underneath the animal to stabilise the fur.

4. Use a sheet of water soluble aquafilm on top of the animal to let your stitches stay proud and not sink into the fur.

5. Once fixed to the machine make sure it is positioned straight, a laser needle will help. Alternatively, mark up a piece of a tape with a + to line up and remove before sewing.

6. Once stitching is complete, the backing can be torn off and the aquafilm can be dissolved.

7. Return stuffing into the toy.

*Above are suggested methods of decorating, requirements may vary depending on the model and type of equipment you are using.



MM800 OCTOPUS



MM800 BUTTERFLY



MM800 PONY



MM800 CAT & DOG



MM800 WISE OWL

NEW MM800 SQUIDGY'S



Squidgy's
by Mumbles

The Squidgy's range is made using 95% Polyester/ 5% Elastane, designed with a zip on the back and are stuffed with sealed, removable pads to allow for direct embroidery and vinyl, DTF and sublimation printing.



OCTOPUS
29cm | 0+



BUTTERFLY
29cm | 0+



WISE OWL
29cm | 0+



DOG
29cm | 0+



CAT
29cm | 0+



PONY
29cm | 0+



ELF
29cm | 0+



DEER
29cm | 0+

MM060 PRINT ME'S



Print Me's are made with a flatter, 100% polyester fur pile on the tummy for direct vinyl, DTF and sublimation printing.



WHITE BUNNY
20cm | 0+



BLUE BUNNY
20cm | 0+



PINK BUNNY
20cm | 0+



GREY BUNNY
20cm | 0+



WHITE TEDDY
23cm | 0+



BLUE TEDDY
24cm | 0+



PINK TEDDY
24cm | 0+



UNICORN
20cm | 0+



LAMB
19cm | 0+



COW
21cm | 0+



CAT
21cm | 0+



HIGHLAND COW
23cm | 0+



KANGAROO
21cm | 0+



KOALA
24cm | 0+



SLOTH
24cm | 0+



ORGANGUTAN
21cm | 0+



GIRAFFE
20cm | 0+



LION
20cm | 0+



DRAGON
22cm | 0+



RAINBOW BEAR
20cm | 0+



OWL
22cm | 0+



TEDDY
20cm | 0+



DOG
20cm | 0+



ELEPHANT
20cm | 0+



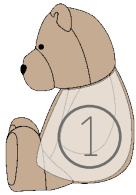
MM061
ECO POLAR BEAR
22cm | 0+



ZIPPIES



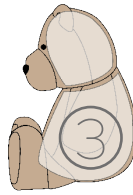
The full Zippies range is made in 100% Polyester, designed with a zip around the base and are stuffed with sealed, removable pads to allow for direct embroidery and vinyl, DTF and sublimation printing. The stuffing has 3 different variations depending on the design of the toy, each style is listed with the relevant code.



1 PAD
ONLY BODY STUFFING,
HEAD IS FIXED



1 PAD
JOINT BODY AND
HEAD STUFFING



2 PAD
SEPARATE BODY AND
HEAD STUFFING



MM050
32cm | 0+ ①



MM050
32cm | 0+ ①



MM550
50cm | 0+ ①



MM051
32cm | 0+ ②



MM052
32cm | 0+ ②



MM053
33cm | 0+ ①



MM054
30cm | 0+ ②



MM555
30cm | 0+ ③



MM556
40cm | 0+ ③



MM556
40cm | 0+ ③



MM556
40cm | 0+ ③



MM558
32cm | 0+ ③



MM561
42cm | 0+ ③



MM564
34cm | 0+ ①



MM565
37cm | 0+ ②



MM569
30cm | 0+ ②



MM570
34cm | 0+ ③



MM572
31cm | 0+ ①



MM574
33cm | 0+ ②



MM575
32cm | 0+ ①



MM576
35cm | 0+ ③



MM578
30cm | 0+ ③



MM579
34cm | 0+ ②



MM580
33cm | 0+ ②

festive friends



TRADITIONAL



MM033
21cm | 0+

ZIPPIES

① ② ③
SEE PAGE 8 FOR
STUFFING BREAKDOWN



MM560
32cm | 0+



MM563
33cm | 0+



MM573
35cm | 0+



MM567
32cm | 0+



MM566
32cm | 0+

PRINT ME'S



MM060
REINDEER
21cm | 0+



MM060
PENGUIN
22cm | 0+

SQUIDGY'S



MM800
ELF
29cm | 0+



MM800
DEER
29cm | 0+

TRADITIONAL BEARS



MM001
S 13cm | M 22cm | L 32cm
0+



MM016
S 13cm | M 22cm
0+



MM018
M 26cm
0+



MM003
M 23cm
0+



MM023 (TEDDY T-SHIRT INCLUDED)
TEDDY | 10cm | +36 months
BUNNY | 10cm | +36 months



MM024 (T-SHIRT INCLUDED)
XXXL 62cm
0+



MM021 (T-SHIRT INCLUDED)
M 19cm | L 24cm
0+



MM032
S 20cm | M 30cm | L 40cm
0+



MM030 (T-SHIRT INCLUDED)
S 16cm | M 23cm
0+

CLOTHING

* BEAR NOT INCLUDED



MM083
TEDDY JUMPER
+36 months

NAVY	CREAM	WHITE
M L	M L	S M L
B. BLUE	B. PINK	
M	M	



MM071
TEDDY T-SHIRT
+36 months

BLACK	NAVY	ROYAL	B. BLUE	WHITE
S M	S M L	S M	M	S M L
BOTTLE	FUCHSIA	RED	B. PINK	SUB WHT
M	S M L	S M L	M	S M L



MM088
TEDDY HOODIE
+36 months

NAVY	RED
M L	M L

COMFORTERS & BLANKETS



MM019
35 x 32cm | 0+



MM020
30 x 30cm | 0+



MM701
31 x 31cm | 0+



MM700
26 x 26cm | 0+



MM700
26 x 26cm | 0+



MM751
75 X 75cm | 0+



MM751
75 X 75cm | 0+

BLANKET SETS



MM034
22cm | 0+
BLANKET: 90 X 75cm



MM606
30cm | 0+
BLANKET: 90 X 75cm

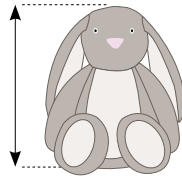


MM606
30cm | 0+
BLANKET: 90 X 75cm



PRODUCT INFO

ALL SIZES IN CMS



Soft toys are measured from the head to the bottom in seated position.

	S	M	L	AGE	PADS
MM001 BRACKEN BEAR	13	22	32	+0+	
MM003 BRUMBLE BEAR		23		0+	
MM016 JOINTED BEAR	13	22		0+	
MM018 RABBIT		26		0+	
MM019 LAMB COMFORTER		35 x 32		0+	
MM020 MONKEY COMFORTER		30 x 30		0+	
MM021 HONEY BEAR		19	24	0+	
MM023 BUNNY	10			+36 m	
MM023 TEDDY	10			+36 m	
MM024 SUPER HONEY BEAR			62	0+	
MM030 BEAR IN A T-SHIRT	16	23		0+	
MM032 VELVET BEAR	20	30	40	0+	
MM033 REINDEER		21		0+	
MM034 RABBIT BLANKET		22		0+	
MM050 BUNNY			32	0+	1
MM051 TEDDY			32	0+	2
MM052 DOG			32	0+	2
MM053 DINOSAUR			33	0+	1
MM054 OWL			30	0+	2
MM060 GREY BUNNY		20		0+	
MM060 WHITE BUNNY		20		0+	
MM060 CAT		21		0+	
MM060 ELEPHANT		20		0+	
MM060 GIRAFFE		20		0+	
MM060 LION		20		0+	
MM060 OWL		22		0+	
MM060 PENGUIN		22		0+	
MM060 RAINBOW BEAR		20		0+	
MM060 UNICORN		20		0+	
MM060 REINDEER		21		0+	
MM060 TEDDY		22		0+	
MM060 WHITE TEDDY		23		0+	
MM060 PINK TEDDY		24		0+	
MM060 BLUE TEDDY		24		0+	
MM060 HIGHLAND COW		23		0+	
MM060 KOALA BEAR		24		0+	
MM060 KANGAROO		21		0+	
MM060 LAMB		19		0+	
MM060 SLOTH		24		0+	
MM060 COW		21		0+	

	S	M	L	AGE	PADS
MM060 DRAGON		22		0+	
MM060 ORANGUTAN		21		0+	
MM060 DOG		20		0+	
MM060 PINK BUNNY		20		0+	
MM060 BLUE BUNNY		20		0+	
MM061 POLAR BEAR		22		0+	
MM550 GIANT BUNNY			50	0+	1
MM555 RAINBOW BEAR			30	0+	3
MM556 BABY BEAR			40	0+	3
MM558 ELEPHANT			32	0+	3
MM560 REINDEER			32	0+	1
MM561 ANGEL			42	0+	3
MM563 FATHER CHRISTMAS			33	0+	2
MM564 GIRAFFE			34	0+	1
MM565 HIGHLAND COW			37	0+	2
MM566 PENGUIN			32	0+	1
MM567 SNOWMAN			32	0+	1
MM569 LION			30	0+	2
MM570 UNICORN			34	0+	3
MM572 SLOTH			31	0+	1
MM573 CHRISTMAS BEAR			35	0+	3
MM574 KOALA BEAR			33	0+	2
MM575 KANGAROO			32	0+	1
MM576 LAMB			35	0+	3
MM578 COW			30	0+	3
MM579 DRAGON			34	0+	2
MM580 ORANGUTAN			33	0+	2
MM606 HIPPO			30	0+	
MM700 ANIMAL COMFORTER			26 x 26	0+	
MM701 BABY COMFORTER			31 x 31	0+	
MM751 ANIMAL BLANKET			75 x 75	0+	
MM800 DEER			29	0+	
MM800 ELF			29	0+	
MM800 CAT			29	0+	
MM800 DOG			29	0+	
MM800 OCTOPUS			29	0+	
MM800 BUTTERFLY			29	0+	
MM800 WISE OWL			29	0+	
MM800 PONY			29	0+	



Zippie stuffings pads are manufactured with 3 different variations depending on the design of the toy, each style is listed with the relevant code.



1 PAD
BODY STUFFING,
HEAD IS FIXED



1 PAD
JOINT BODY AND
HEAD STUFFING



2 PADS
SEPARATE BODY AND
HEAD STUFFING



Don't forget all of our high quality images are available on the cloud.
Log in to - cloud.henbury.com

[f](https://www.facebook.com/themumbles.co.uk) [i](https://www.instagram.com/themumbles.co.uk) [the-mumbles.co.uk](https://www.themumbles.co.uk)


Contact us E: marketing@henbury.com

For more great quality and style, check out our full portfolio at HENBURYBRANDS.COM

HENBURY BRANDS



MM030



MM700



MM564 | MM580 | MM569 | MM572 | MM558 | MM060

PRODUCT GUIDE



MM001 | Page 12



MM003 | Page 12



MM016 | Page 12



MM060 Print Me
Page 7



MM060 Print Me
Page 7



MM060 Print Me
Page 7



MM060 Print Me
Page 6



MM060 Print Me
Page 6



MM061 Print Me
Page 7



MM018 | Page 12



MM019 | Page 14



MM020 | Page 14



MM021 | Page 12



MM023 | Page 12



MM024 | Page 12



MM550 Giant Zippie
Page 8



MM555 Zippie
Page 9



MM556 Zippie
Page 9



MM558 Zippie
Page 9



MM560 Zippie
Page 11



MM561 Zippie
Page 9



MM030 | Page 13



MM032 | Page 13



MM033 | Page 11



MM034 | Page 15



MM050 Zippie
Page 8



MM051 Zippie
Page 8



MM563 Zippie
Page 11



MM564 Zippie
Page 9



MM565 Zippie
Page 9



MM566 Zippie
Page 11



MM567 Zippie
Page 11



MM569 Zippie
Page 9



MM052 Zippie
Page 8



MM053 Zippie
Page 9



MM054 Zippie
Page 9



MM060 Print Me
Page 6



MM060 Print Me
Page 6



MM060 Print Me
Page 7



MM570 Zippie
Page 9



MM572 Zippie
Page 9



MM573 Zippie
Page 11



MM574 Zippie
Page 9



MM575 Zippie
Page 9



MM576 Zippie
Page 9



MM060 Print Me
Page 7



MM060 Print Me
Page 7



MM060 Print Me
Page 7



MM060 Print Me
Page 11



MM060 Print Me
Page 11



MM060 Print Me
Page 7



MM578 Zippie
Page 9



MM579 Zippie
Page 9



MM580 Zippie
Page 9



MM606 | Page 15



MM700 | Page 14



MM701 | Page 14



MM060 Print Me
Page 7



MM060 Print Me
Page 7



MM060 Print Me
Page 6



MM060 Print Me
Page 6



MM060 Print Me
Page 6



MM060 Print Me
Page 7



MM751 | Page 14



MM800 | Page 5



MM800 | Page 5



MM800 | Page 5



MM800 | Page 5



MM800 | Page 5



MM060 Print Me
Page 6



MM060 Print Me
Page 6



MM060 Print Me
Page 6



MM060 Print Me
Page 7



MM060 Print Me
Page 7



MM060 Print Me
Page 7



MM800 | Page 5



MM800 | Page 5



MM800 | Page 5



MM071 | Page 13



MM083 | Page 13



MM088 | Page 13



the-mumbles.co.uk